


1




Tutledove
720 Floriani Poly
866.40 mm



Before proceeding, place the applique fabric over the placement line. If fabric isn't precut to size and is to instead be cut away after tacked down, make sure the fabric is at least 1/2" larger on each side of the line.

2



Sandstone
731 Floriani Poly
866.40 mm




Before proceeding, cut the excess fabric around the outside of the tackdown stitch. This step is not necessary if the fabric was cut to size prior to doing the embroidery.

3



Wintergreen
220 Floriani Poly
7463.29 mm

4




Rose Petal
1703 Floriani Poly
15232.22 mm

5



Green Mist
219 Floriani Poly
5338.75 mm

6



Tutledove
720 Floriani Poly
817.60 mm