

1




Sandstone  
731 Floriani Poly  
866.40 mm



Before proceeding, place the applique fabric over the placement line. If fabric isn't precut to size and is to instead be cut away after tacked down, make sure the fabric is at least 1/2" larger on each side of the line.

2




Tutledove  
720 Floriani Poly  
1730.40 mm




Before proceeding, cut the excess fabric around the outside of the tackdown stitch. This step is not necessary if the fabric was cut to size prior to doing the embroidery.

3




Renaissance  
135 Floriani Poly  
4009.18 mm

4




Sonoma  
5681 Floriani Poly  
9454.24 mm

5



Wintergreen  
220 Floriani Poly  
6339.99 mm

6



Sandstone  
731 Floriani Poly  
817.60 mm